

CB

IP42 Class II (VI)

Product Features

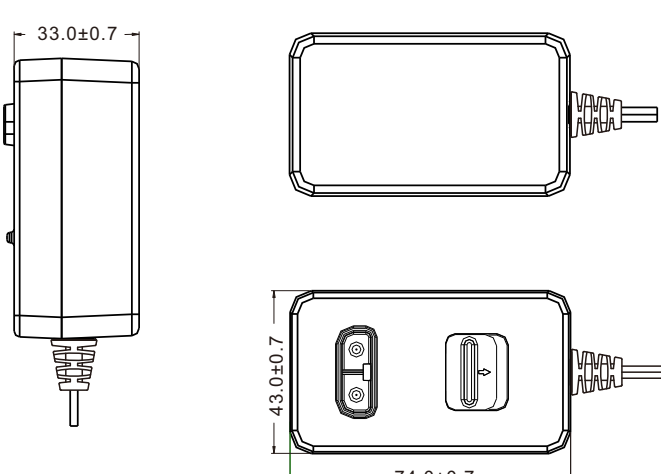
- Meet medical & I.T.E. safety approvals
- 2 MOPP input to output isolation
- Leakage current $\leq 10\mu\text{A}$
- Energy efficiency level VI
- $\leq 0.075\text{W}$ standby power
- 4.2V-12V outputs, up to 6W
- Up to 5,000m operating altitude
- Interchangeable AC plugs
- Meet medical home healthcare standard



Models & Parameters

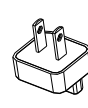
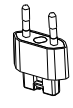
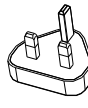
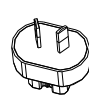
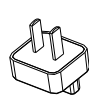
Model Number	Voltage ⁽¹⁾ (V)	Current (A)	Rated Power	Ripple & Noise (max)	Voltage Tolerance	Line & Load Regulation	Efficiency (Average)	Start Up Delay
UES06WNCP1-XXXYYYSIPA	4.2	0.01-1.20	5.04W	200mVpk-pk	±5%	Line: ±1% Load: ±5%	73.83%	≤3s
	5.0-6.0	0.01-1.00	6.00W	150mVpk-pk	±5%		73.77%	≤3s
	6.1-7.0	0.01-0.86	6.00W	150mVpk-pk	±5%		78.16%	≤3s
	7.1-8.0	0.01-0.75	6.00W	200mVpk-pk	±5%		78.26%	≤3s
	8.1-8.9	0.01-0.67	6.00W	200mVpk-pk	±5%		78.38%	≤3s
	9.0-10.0	0.01-0.60	6.00W	200mVpk-pk	±5%		78.35%	≤3s
	10.1-11.0	0.01-0.54	6.00W	200mVpk-pk	±5%		78.42%	≤3s
	11.1-12.0	0.01-0.50	6.00W	200mVpk-pk	±5%		78.53%	≤3s

Mechanical Details



DC cable and connector can be customized.

Interchangeable AC Plug Options⁽²⁾

US/JP
EU
UK
AU
CN

Unit: mm

Notes

(*1, 2) Other options are available, please contact our sales representative for details.

Input

Input Voltage Range	80-264VAC
Frequency Range	47-63Hz
Input Current	0.2A at 90VAC
Inrush Current	30A max at 240VAC cold start
Touch Leakage Current ^(max)	≤10μA at 264VAC

Environmental

Operating Temperature	0°C to 45°C
Storage Temperature	-20°C to 60°C
Operating Humidity	10% to 90% RH, non-condensing
Storage Humidity	5% to 90% RH
Operating Altitude	5,000m

General

Dimensions	74.0(L) 43.0(W) 33.0(H)mm
Weight	85g
MTBF	>100,000hrs MIL-HDBK-217 at 25°C

Protection

Overload	120-150% rated output power, auto recovery
Over Voltage	120-150% rated output voltage input to reset
Short Circuit	Trip and restart (hiccup mode)

Safety Approvals

Safety Agency / Mark	Medical
CB	IEC60601-1 / IEC60601-1-11

EMC

Emission	Medical	ITE
Conduction	IEC/EN60601-1-2, CISPR 11	EN55032, CISPR 32
Radiation	IEC/EN60601-1-2, CISPR 11	EN55032, CISPR 32
Harmonic Currents	EN61000-3-2, Class A	EN61000-3-2, Class A
Voltage Flicker	EN61000-3-3	EN61000-3-3
Immunity	IEC/EN60601-1-2	EN55035, CISPR 35
ESD	IEC61000-4-2	±15KV air, ±8KV contact
Radiated Immunity	IEC61000-4-3	10V/m, 3V/m 80MHz - 2700MHz
EFT/Burst	IEC61000-4-4	±2KV on AC port, ±1KV on signal ports
Surge	IEC61000-4-5	±1KV line to line (DM)
Conducted Immunity	IEC61000-4-6	3Vrms, 6Vrms (0.15MHz-80MHz)
Magnetic Field	IEC61000-4-8	30 A/m
Dips & Interruptions	IEC61000-4-11	0%, 70%, 0% of UT

Others

Dielectric Withstand Voltage	4000VAC input to output
Insulation Resistance	10M Ohms, 500VDC input to output